AHSAA State Basketball Championships - TEAM SHOT CHART for the John Carroll Cavaliers
John Carroll Cavaliers vs. LeFlore Rattlers
DATE: 03/5/2004 TIME: 1:30 PM SITE: BJCC Arena

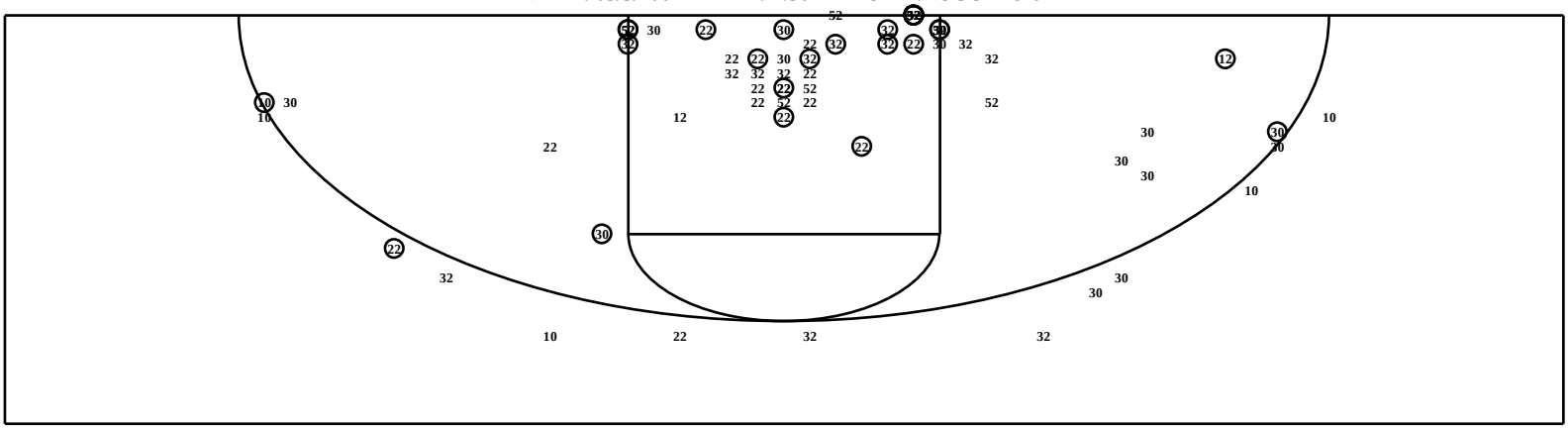

Shot Summary	M/A	%	PTS
3Pt FG	3/15	20.0%	9
2Pt FG	29/58	50.0%	58
Layups - L	2/2	100.0%	4
Layups - R	1/1	100.0%	2
Dunks	1/1	100.0%	2
Putbacks	2/5	40.0%	4
Overall Shooting	32/73	43.8%	67
Free Throws	9/21	42.9%	9
Total Points			76

Scoring Distribution

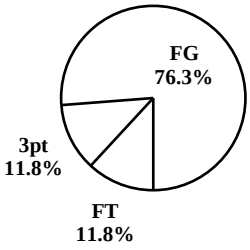

Scoring Locations

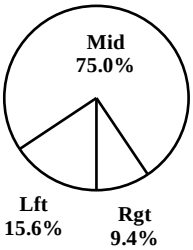

By Period	FG	FGA	FG%	3Pt	3PA	3P%	FT	FTA	FT%	PTS	ORB	DRB	TR	PF	AST	TO	BS	ST	P/S
1st Period	5	15	33.3	0	4	0.00	3	4	75.0	13	4	7	11	5	0	4	2	3	0.76
2nd Period	5	10	50.0	0	1	0.00	3	10	30.0	13	3	7	10	5	1	4	2	3	0.87
3rd Period	22	48	45.8	3	10	30.0	3	7	42.9	50	14	13	27	13	10	6	1	4	0.98
4th Period	0	0	0.00	0	0	0.00	0	0	0.00	0	0	0	0	0	0	0	0	0	0.00
OT 1	4	11	36.4	0	1	0.00	2	3	66.7	10	4	4	8	5	2	2	0	0	0.83
OT 2	5	5	100	1	1	100	0	1	0.00	11	0	3	3	1	3	2	1	1	2.20
Game	32	73	43.8	3	15	20.0	9	21	42.9	76	21	27	48	23	11	14	5	10	0.92

Scoring Breakdown



Scoring Range



Create PDF with GO2PDF for free, if you wish to remove this line, click here to buy Virtual PDF Printer